

# ERIS SUBWOOFER Datasheet



Eris is a 3400 W, low frequency subwoofer designed to compliment EOS line array systems. Designed with an aperiodical enclosure which gives a flatter impedance curve and greater SPL than expected from its size. This unique porting also removes the boxy tone of reflex loading and enhances bass definition.

Eris is a wide bandwidth, ultra-high power low frequency subwoofer. Designed with total integration into EOS line array systems, this cabinet is an easy way to extend the frequency response of your system. The unique symmetrical design allows rotation of each subwoofer for both front facing or cardioid arrangements. With a usable frequency response of 25 Hz to 200 Hz (-10 dB) and a peak SPL of 141 dB this unit is a capable partner for EOS and can deliver the low frequency output at levels sound engineers expect.

The discreet HEX steel grill design with reticulated foam backing and acrylic textured paint finish achieves a high class look suitable for any application. 4 bar handles are located on each side on the enclosure, ergonomically designed for multiple carry positions.

The integrated flying hardware is a symmetrical designed for rotation of each subwoofer for both front facing and cardioid arrangements. The integrated hardware can be used for securing multiple Eris in ground stack configurations.

The rear connection plate has two 4 pin speakON® connectors fitted as standard, one input and one link. There s also ne 4 pin speakON® connector located on the front of the enclosure for convenient cardioid mode cabling. speakON® connectors are wired on pins +1-1, with pass through of pins +2-2.

**Key features:**

- Front and rear mounted input sockets for easy cardioid setups
- Complete integration for EOS mounting hardware
- Wide bandwidth frequency range
- 25 Hz low frequency response
- 141 dB SPL
- 3400 W
- Stacking cups for ground setups

# Technical Specifications

## Design

2 x 18" Subwoofer, Progressive Loaded Reflex Subwoofer.

## Impedance

4 Ohm, Minimum 3.3 @ 125 Hz

## Power Handling (AES)

1700 Watts (continuous)

## Max. Power Handling (AES)

3400 Watts (program)

6800 Watts (peak 10 ms)

## Sensitivity 2.83V / 1m

103 dB

## Max. SPL

135 dB cont

141 dB peak

## Frequency Response ( $\pm 3$ dB)

29 Hz - 170 Hz

## Usable Frequency Range (-10 dB)

25 Hz - 200 Hz

## Dispersion

Omni

## SYSTEM OPERATION

### Recommended Amplification

1700 - 3500 Watts

### System Controller

Ohm DSP Solutions

### Speaker Cables

Min - 2 x 4 mm<sup>2</sup>

Preferred - 2 x 6 mm<sup>2</sup>

## PRODUCT FEATURES

### Components

2 x 18" Low Frequency Driver

### Crossover

Passive - -

Active - \* LPF - 110 Hz

HPF - 24 Hz

## Connectors

3 x 4 pole speakON® connectors

## Dimensions (H x W x D mm)

589.3 x 1156 x 900

## Weight (kg)

106

## Shipping Weight (kg)

107 (1 cabinet per carton)

## Colour

Black

## Options

Available in white or RAL colours on request)

## Rigging

Foot and cup stacking system, Eris Flying System

## HARDWARE

### Fitted as Standard

Eris Sub flying hardware, Ergonomic carry handles

### Optional

Eris Sub dolly board,  
Eris Sub flying array frame

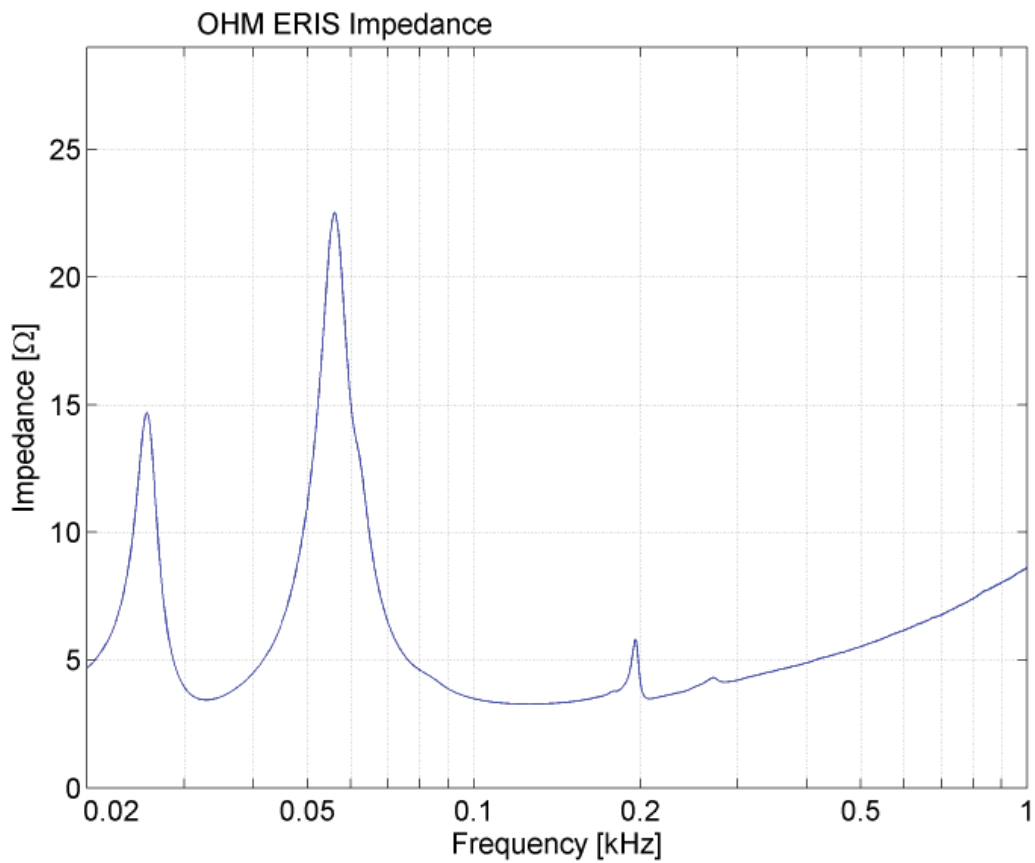
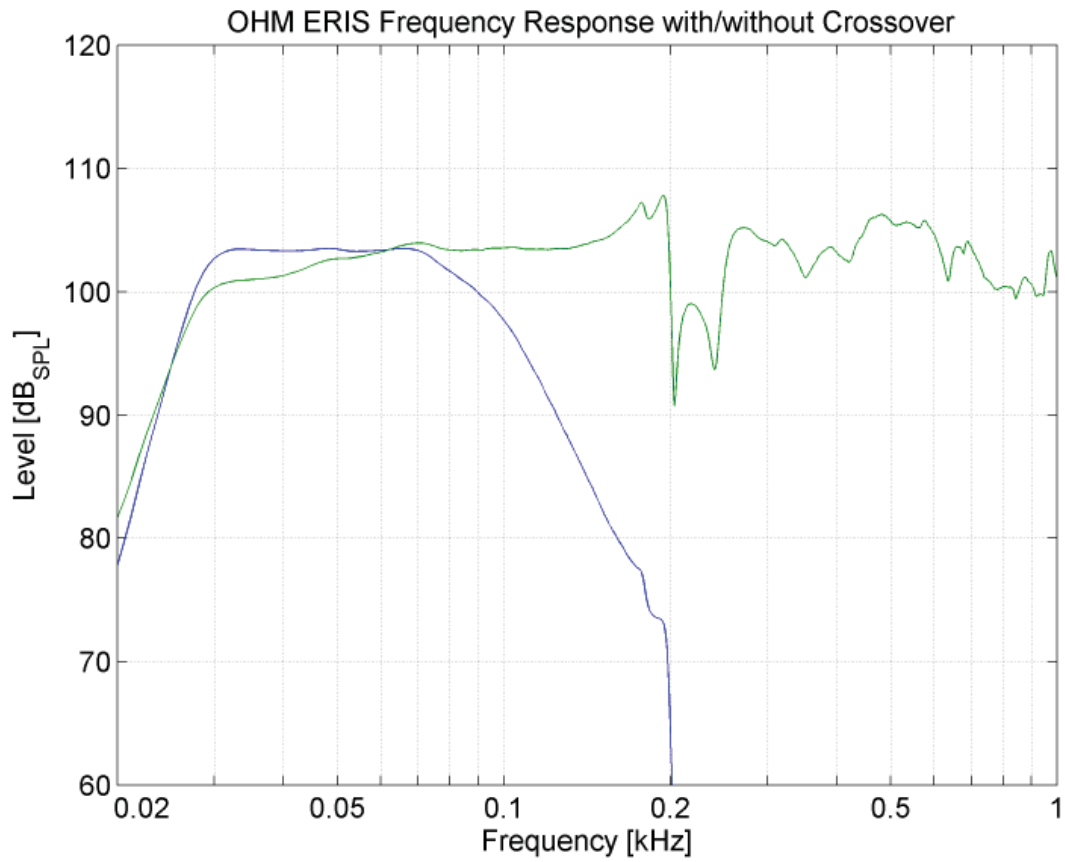
### Additional Descriptive Data

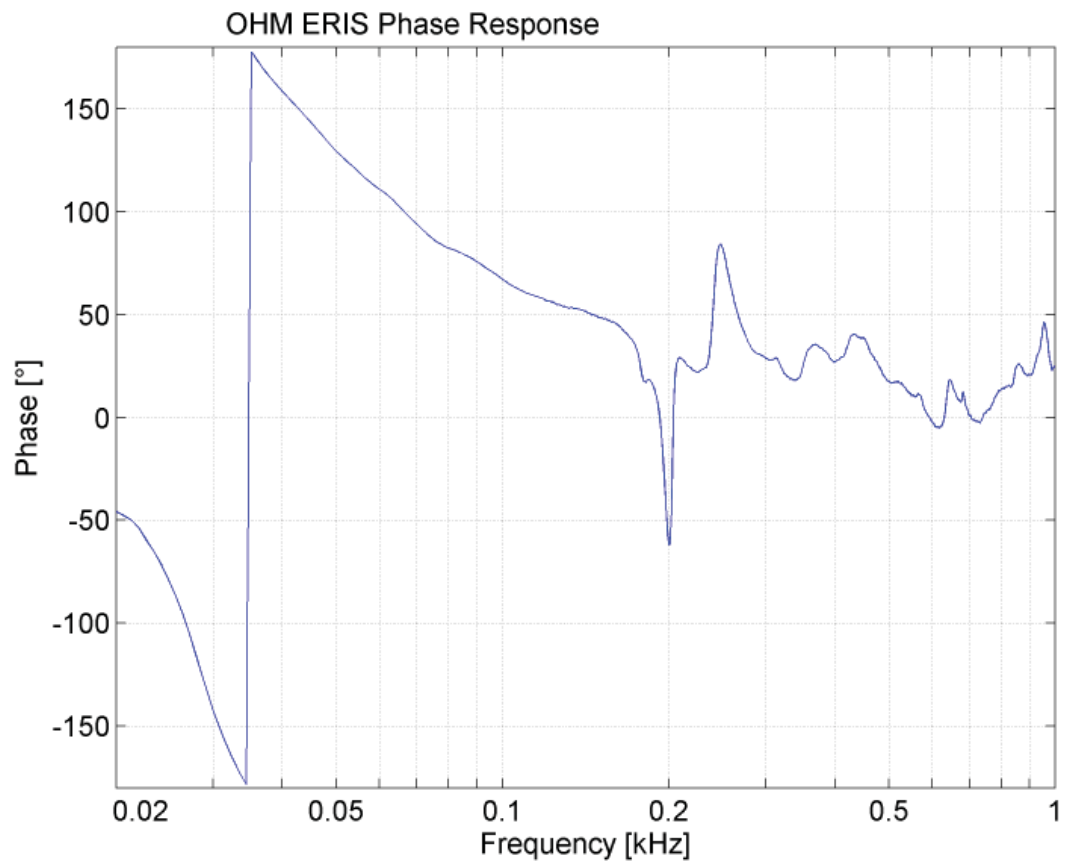
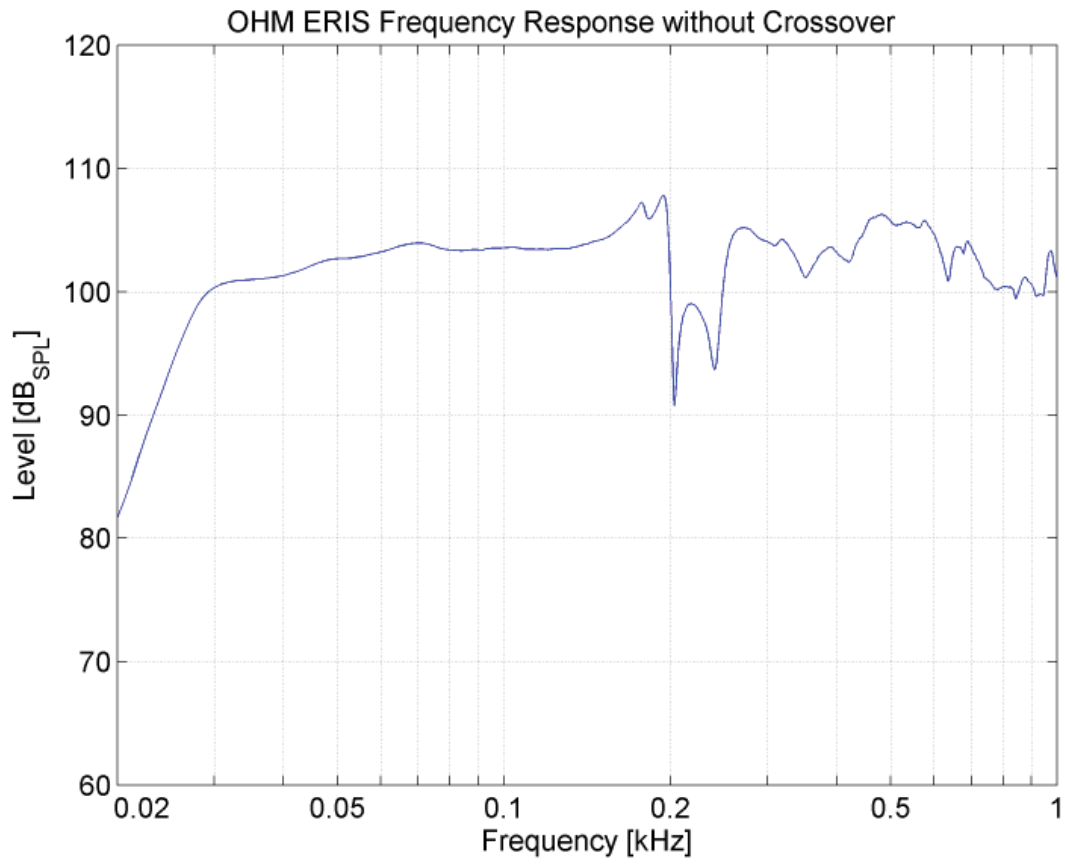
Birch plywood construction, with durable scratch resistant black textured polyurea paint finish, kick-proof steel grill and internal black foam with Ohm logo.

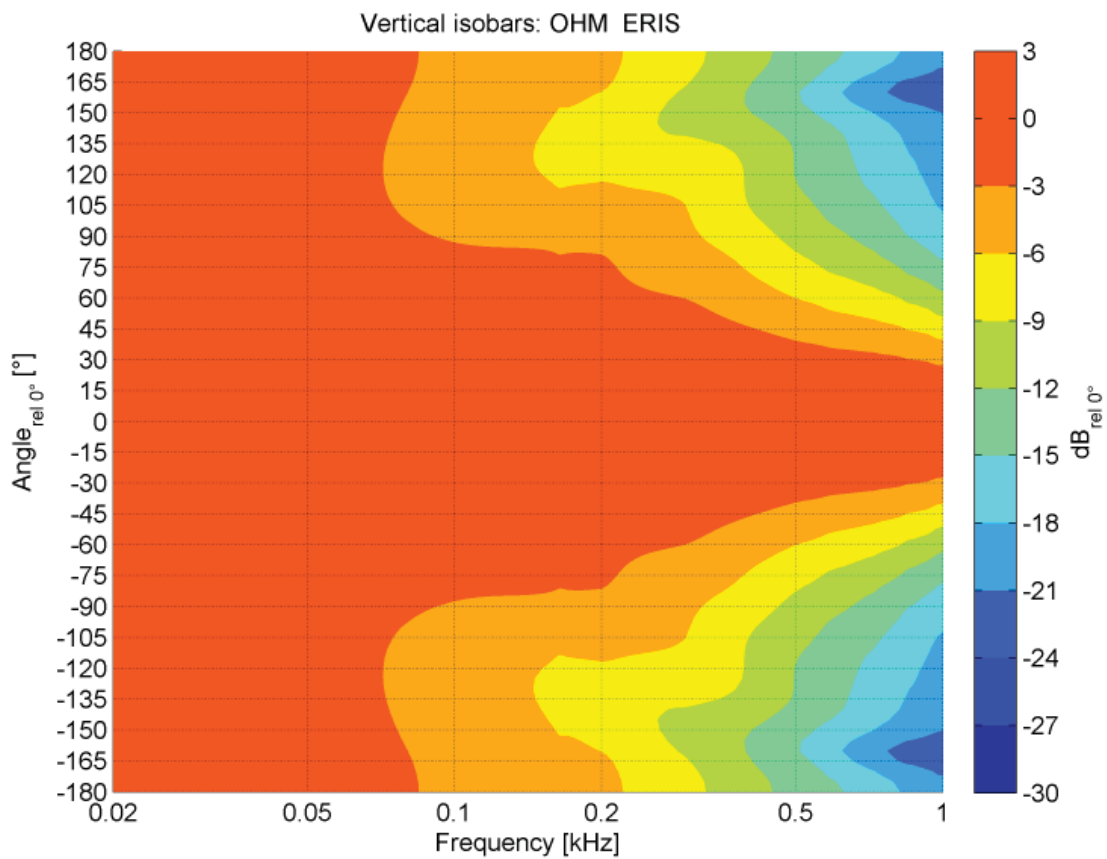
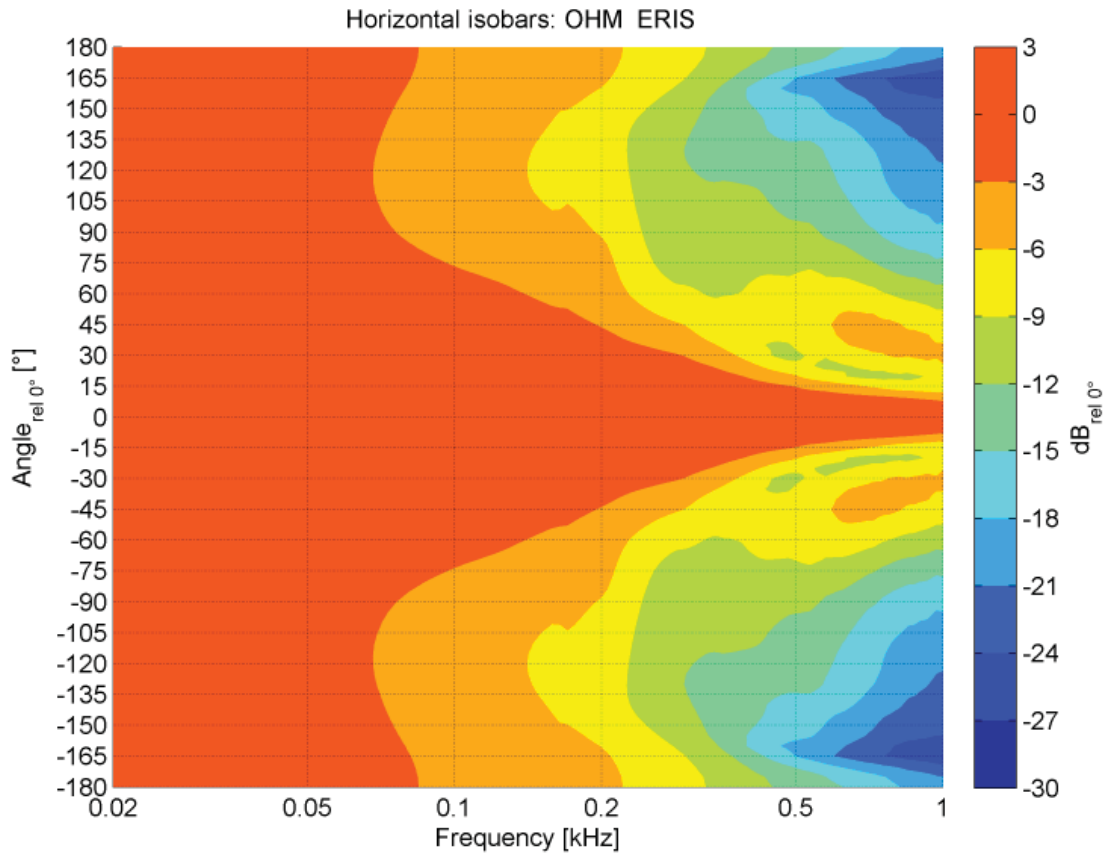
**Recommended filter settings are available on the website [ohm.co.uk/downloads](http://ohm.co.uk/downloads)**

\* All presets from the OHM library.

## Eris Subwoofer Measurements



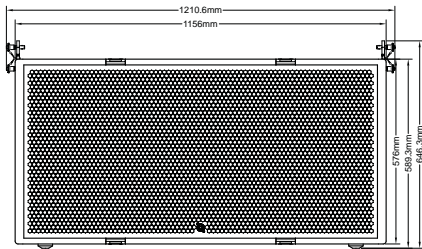




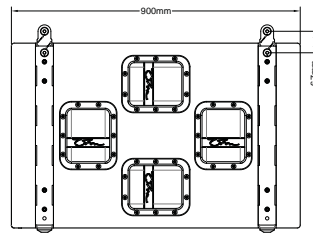
All Measurements are executed by the IFAA Institute for Acoustics in Aachen, Germany  
 measurement conditions 4Pi environment for full range cabinets, 2Pi environment for subwoofers.

## Eris Subwoofer Dimensions

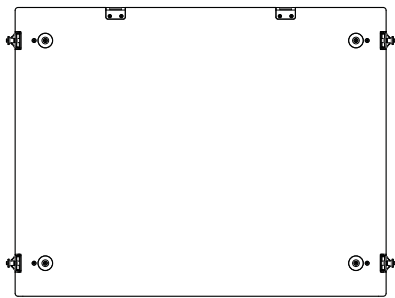
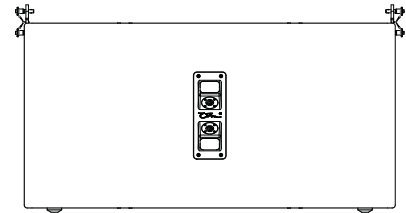
Front



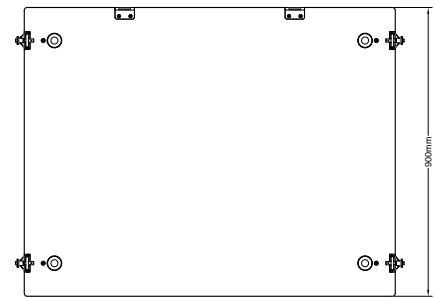
Side



Back



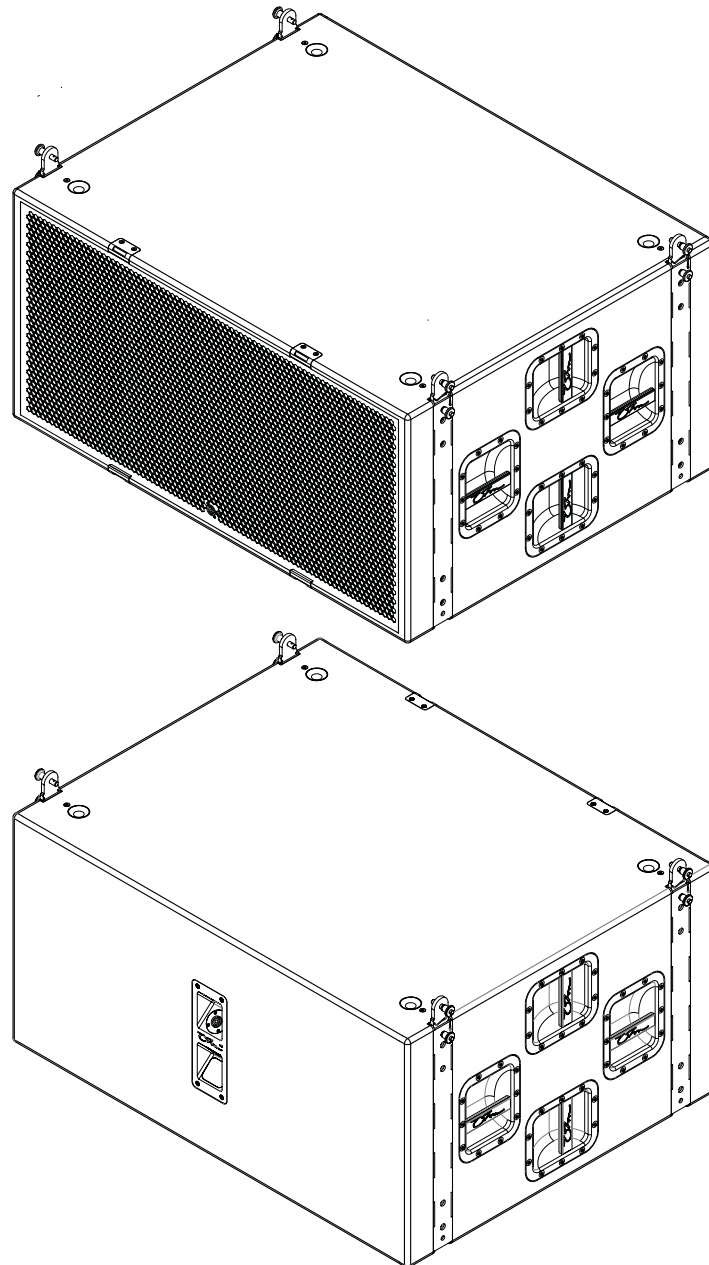
Bottom



Top

Further technical drawings for architectural requirements are available in DXF and DWG format for download on the website.

## Eris Subwoofer 3D View



## Accessories and Spare Parts

- Stacking foot and cup system
- 2 x 18" low frequency driver
- Eris Subwoofer steel grill assembly
- Large Bar Handles
- Eris Subwoofer backplate
- ST-CP castor pack
- Eris Subwoofer dolly board



## Architects' & Engineers' specifications:

Subwoofer Cabinet, Progressive load Reflex Tuning Design, housing 2 x 18" proprietary OHM low bass driver. Homogeneous radiating behaviour and linear response in the entire frequency range. Constructed from different multi-laminated wood, eco-friendly scratch resistant paint, Foot and cup stacking system to ensure cabinets stability when stacked in multiples, ergonomic carry handles, kick proof steel grill finished with internal reticulated foam and Ohm logo.

## Technical Data:

Frequency Response: 25 Hz - 200 Hz (-10dB), 29 Hz - 170 Hz ( $\pm 3$  dB), Continuous SPL: 135 dB/1m, Program SPL 138 dB/1m, Peak 141 dB/1 m. Power Handling: 1700 Watt cont. IEC268 AES, Maximum Power Handling: 3400 Watt prog. / 6800 Watt peak, Impedance Nominal: 8 ohm, Dispersion Nominal: Omni (hor. x vert.), Connectors: 2 x speakON® connectors NL4MP (1+/1-, 2+/2- links). Dimensions (H x W x D): 589.3mm x 1156 mm x 900 mm, Weight: 106 kg. Options: Durable scratch resistant black textured paint finish. RAL colours available to order.

## Safety Instructions

Professional speaker systems are able to produce sound pressure levels that could harm your health.

Never stand directly in front of loudspeakers for long periods. Whilst not immediately apparent to the listener, sound pressure levels in excess of 90dB@1m can be hazardous to the hearing.

Please refer to the following advice when setting up or dismantling OHM speaker systems.

1. Be sure to leave adequate distance between speakers and the public. Refer to your local authority for Health and Safety guidance when using loudspeaker systems.
2. Be sure to have safe and stable ground for your speakers, particularly when using speaker stands.
3. When stacking speaker systems, ensure they are secured to prevent individual speakers from falling down or moving around.
4. Only use OHM mounting hardware, as this has been specified and approved by AURAL LTD, OHM (UK) LTD for use with OHM speakers.
5. When flying speakers, appropriate materials and techniques must be employed in order to safely suspend enclosures, taking care to allow for specified enclosure weight.
6. Please observe any special instructions that appear on specific loudspeaker data-sheets.
7. Check your speaker hardware and flying material regularly for any visual or mechanical failure. Replace damaged or suspect items when necessary.

## Safety Instructions Cont.

8. Only use OHM DSP Solutions. Only technicians authorised by AURAL LTD, OHM (UK) LTD are qualified to program digital controllers. Take note of recommended controllers as specified on the datasheets. Do not use OHM loudspeaker systems without the correct controller. If a system fails due to incorrect controller use, warranty is void.

9. Protect your speakers and electronics from freezing and do not expose them to humidity, water or rain without protection.

OHM loudspeakers and electronics are covered against defects in workmanship or materials for a period of two (2) years from original date of purchase. At the discretion of AURAL LTD, OHM (UK) LTD, the defective item will be repaired/replaced with no charge for materials or labour. The item is to be adequately packed and dispatched, pre-paid, to an OHM authorised distributor/service centre. Unauthorised repair shall void the warranty. The OHM warranty does not cover cosmetics or finish and does not apply to any item which in OHM's opinion has failed due to user abuse, accident, modifications or any type of misuse.

## Disclaimer

Copyright © 2017 AURAL LTD, OHM (UK) LTD

The content of this datasheet is protected by U.K. and foreign copyright law and is for the private use of users of OHM products. Unauthorised use of the contents of this datasheet may violate copyright, trademark and other laws.

THE CONTENT OF THIS DATASHEET IS PROVIDED FOR INFORMATIONAL PURPOSES ONLY, AND IS SUBJECT TO CHANGE WITHOUT NOTICE.

AURAL LTD, OHM (UK) LTD MAKES NO REPRESENTATION ABOUT ACCURACY, RELIABILITY OR TIME-LINES OF THE CONTENT OF THIS DATASHEET OR THE RESULTS TO BE OBTAINED FROM USING ANY PART OF SUCH CONTENT. ALL WARRANTIES, EXPRESS OR IMPLIED RELATED TO SUCH CONTENT, INCLUDING THE WARRANTY OF MERCHANT AND FITNESS FOR A PARTICULAR PURPOSE, ARE DISCLAIMED.

Technical specifications, dimensions, weights and properties do not represent guaranteed qualities. This datasheet does not include all of the details of design, production or variations of the equipment.

G.S.S.S.<sup>™</sup>, S.A.L.T.<sup>™</sup> Plate Array Skeleton<sup>™</sup>, Zero Acoustic Signature, Technology<sup>™</sup> and H.T.V.C.<sup>™</sup> are trademarks of OHM (UK) LTD. All third-party trademarks mentioned herein are the property of their respective owners.