

K&F E 90 MK II

- 2-way high-power column loudspeaker loaded with 4 x 5"/1" short horn
- Vertical directivity from 250 Hz upwards
- Good intelligibility and articulation even in reverberant rooms
- For nearfield and medium throw applications
- Self resetable protection circuits for maximum safety
- 8 Ω and 100 V versions available



The K&F E 90 MK II is a 2-way high-power passive column loudspeaker system for very good speech and music reproduction in difficult conditions. The linear placement of the four mid/high transducers gives a 20 degree vertical pattern which is perfect for a good nearfield to medium throw saturation even in reverberant rooms, no spillage onto ceilings and other surfaces that cause destructive reflections. The directivity starts already at 250 Hz. That's why the K&F E 90 MK II is a perfect choice for speech and music in: house of worship, conference rooms, classrooms, historical rooms and modern (glass) architecture.

The optical integration of the K&F E 90 MK II can be made easily because of the neat, slim-line design and rounded acoustical foam. Established is the use of the K&F E 90 MK II in eminent paging systems for airports, railroad stations, shopping centre and industry.

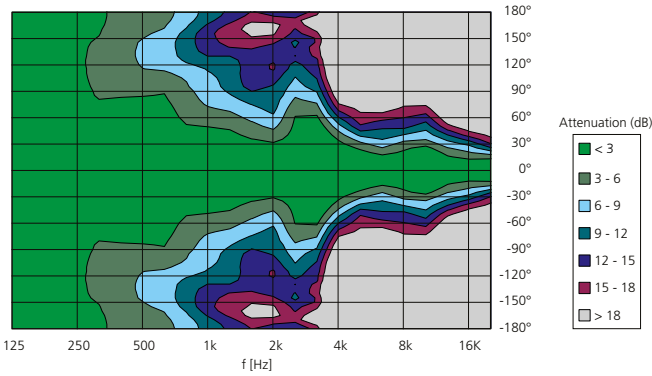
The loudspeaker system is loaded with four 5" low/mid transducers plus a 1" soft-dome tweeter on a short concentric horn. Extra safety is given by the integrated cross-over with automatic resetable tweeter and woofer protection. The 5" transducers have moistureproof coating. The K&F E 90 MK II is available in 8 Ohm, a 100 V-30 VA version and a 100 V version with selection of 50 VA, 100 VA and 150 VA with high quality toroidal transformers.

For fixed installations and mobile applications there is a variety of mounting hardware available. The very good performance of the K&F E 90 MK II is not only a good replacement for old 100 V column speakers but with the perfect form and function, a first choice in newly designed sound systems. With difficult room acoustics and architecture, the K&F E 90 MK II gives the answer to your needs.

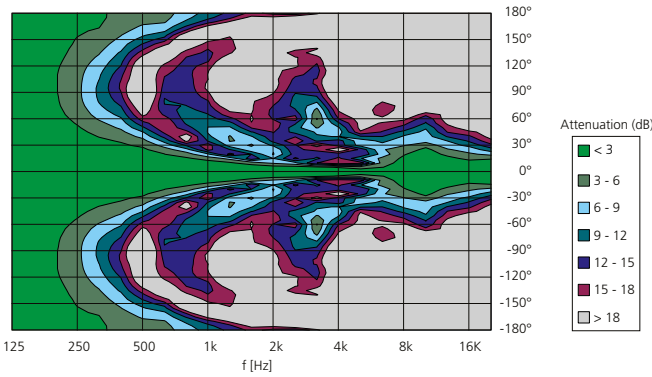
K&F E 90 MK II	
Design	2-way passive system, column speaker
Operation with	K&F PLM+ Series K&F D Series Lab.gruppen IPD 2400 K&F SystemRack ¹ K&F TOPAS ¹ passive with linear amplifiers
Frequency response -10 dB	95 Hz – 20 kHz
Frequency response ±3 dB	140 Hz – 18 kHz
Coverage angles nominal	100° x 20° LF, 70° x 70° HF (hor. x vert.)
Power handling nominal	150 watts
Power handling program	250 watts
Power handling peak	500 watts
Max. SPL	122 dB (SPL peak/1 m)
Impedance nominal	8 Ω
Loudspeaker per channel	See matrix
Components	1" soft dome tweeter with attached horn 5" low-mid chassis (4 x) 3.5 kHz 18 dB/octave crossover, self-resetting protection circuit for 5" and 1" drivers
Connectors	2 x speakON® 4-pol NLT4MP (+1/-1) IN parallel to OUT
Enclosure	
	Trapezoidal enclosure, 15 mm Finnish birch Multiplex with highly resistant structured RAL 9005 (black) or RAL 9010 (white) paint (PU) 3 x M 6 thread inserts, compatible with various mounting accessories, ball proof steel grille with exchangeable, acoustic foam covering in enclosure colour with rounded edges in 'Soft-Line' design
Dimensions (W x H x D)	170 x 670 x 200 mm
Weight	9.7 kg
Colour	RAL 9005 (black) RAL 9010 (white) RAL special colour
Options	'100 Volt' with 50/100/150 VA toroidal transformer (11.2 kg) 'Terminal clamp' instead of speakON® connector 'Outdoor Mobile'
Accessories	See catalogue or www.kling-freitag.com

¹ Discontinued in October 2015

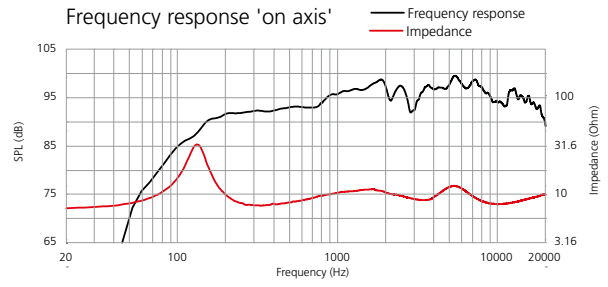
Horizontal coverage pattern



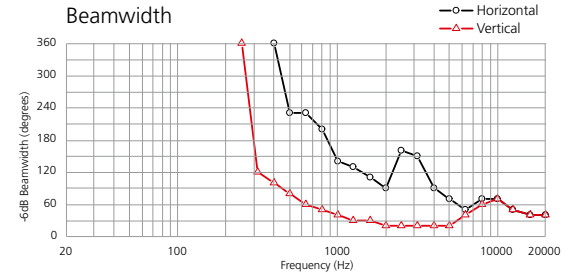
Vertical coverage pattern



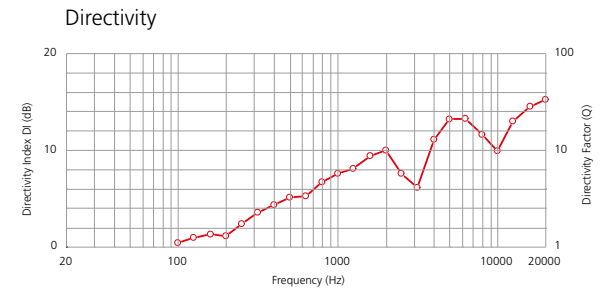
Frequency response 'on axis'



Beamwidth



Directivity



All measurements under free field conditions. Frequency patterns 1/6 octave averaged. Coverage and polar pattern 1/3 octave averaged. The manufacturer reserves the right to make product alterations to improve product quality without prior notice. Errors excepted.

